



ICPNA

**English Teaching
Enhancement
Courses for Schools**

January 2020


Ground Rules

- Be prepared to participate actively and answer follow-up questions
- Listen empathetically to all participants
- Be respectful to other's opinions and ideas and express yours with control



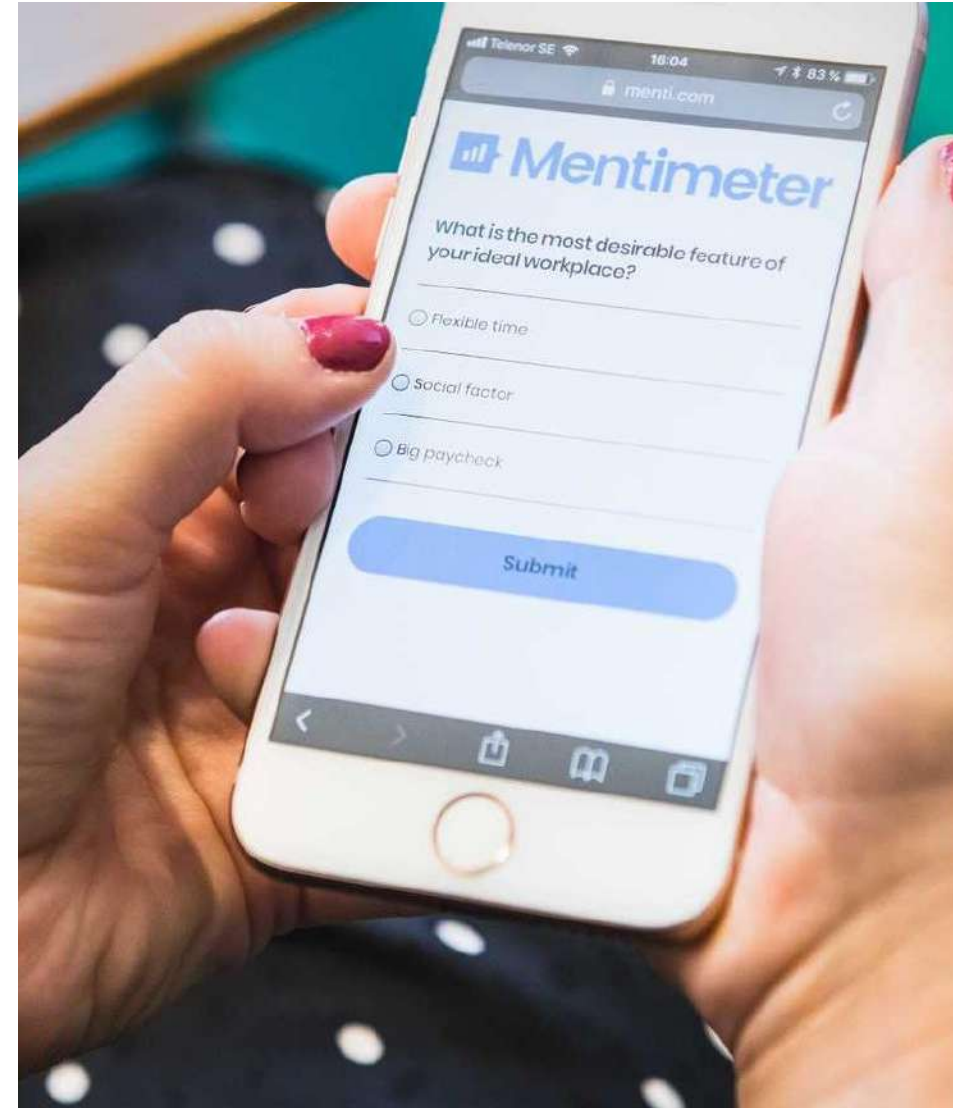
Lesson Sequences

César Pablo – January 2020



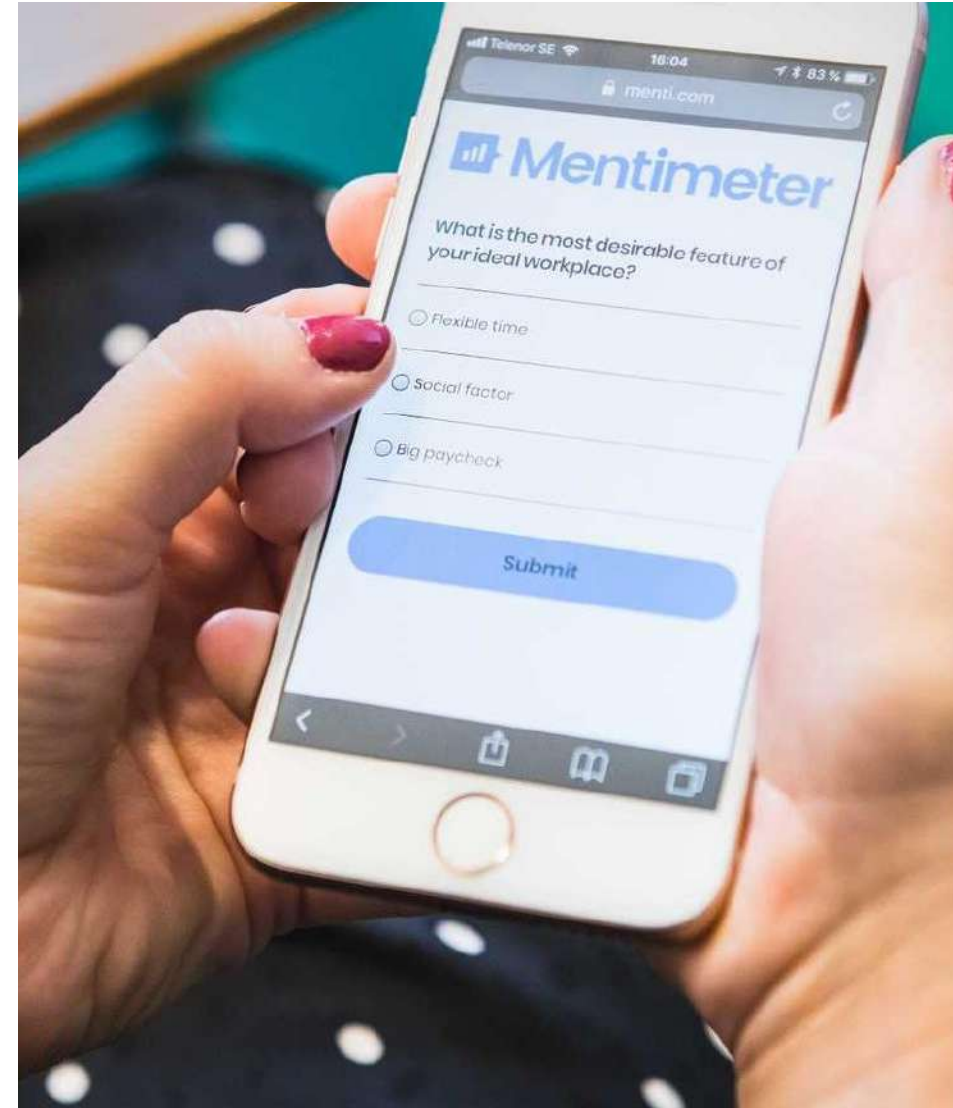
Hands on technology

1. Go to www.menti.com.
2. Use the code.
3. Answer the question: ***What do you understand by 'lesson sequences'?***
4. Be ready to have a say.



Hands on technology


1. Go to www.menti.com.
2. Use the code.
3. Answer the question: ***What stages do your English lessons usually have?***
4. Be ready to have a say.



Popular lesson sequences plans

1. PPP

- P: the teacher introduces the target language.
- P: Students practice using popular reproduction techniques.
- P: Students make sentences of their own.



Months of the Year

A 19 Listen and repeat.

B Talk with a partner.

What's the fourth month?

It's April.

11th and 12th

11th: eleventh
12th: twelfth

2014				2015				2016				2017																																																																																																																																											
January				February				March				April																																																																																																																																											
M	T	W	T	F	S	S	1	M	T	W	T	F	S	S	1	2	3	4	5	M	T	W	T	F	S	S	1	2	3	4	5	M	T	W	T	F	S	S	1	2	3	4	5																																																																																																												
2	3	4	5	6	7	8	9	6	7	8	9	10	11	12	13	14	15	16	17	18	19	6	7	8	9	10	11	12	13	14	15	16	17	18	19	10	11	12	13	14	15	16	17	18	19	20	21	22	23	24	25	26	27	28	29	30	31																																																																																														
16	17	18	19	20	21	22	23	24	25	26	27	28	29	30	31	20	21	22	23	24	25	26	27	28	29	30	31	17	18	19	20	21	22	23	24	25	26	27	28	29	30	31	24	25	26	27	28	29	30	31																																																																																																					
23	24	25	26	27	28	29	30	31	27	28	29	30	31	27	28	29	30	31	24	25	26	27	28	29	30	31																																																																																																																													
May				June				July				August																																																																																																																																											
M	T	W	T	F	S	S	1	2	3	4	5	6	M	T	W	T	F	S	S	1	2	3	4	5	6	M	T	W	T	F	S	S	1	2	3	4	5	6	M	T	W	T	F	S	S	1	2	3	4	5	6																																																																																																				
8	9	10	11	12	13	14	15	16	17	18	19	20	21	22	23	24	25	26	27	28	29	30	31	5	6	7	8	9	10	11	12	13	14	15	16	17	18	19	20	21	22	23	24	25	26	27	28	29	30	31	10	11	12	13	14	15	16	17	18	19	20	21	22	23	24	25	26	27	28	29	30	31	7	8	9	10	11	12	13	14	15	16	17	18	19	20	21	22	23	24	25	26	27	28	29	30	31																																																						
15	16	17	18	19	20	21	22	23	24	25	26	27	28	29	30	31	19	20	21	22	23	24	25	26	27	28	29	30	17	18	19	20	21	22	23	24	25	26	27	28	29	30	31	21	22	23	24	25	26	27	28	29	30	31																																																																																																	
22	23	24	25	26	27	28	29	30	31	26	27	28	29	30	24	25	26	27	28	29	30	31	28	29	30	31																																																																																																																													
September				October				November				December																																																																																																																																											
M	T	W	T	F	S	S	1	2	3	4	5	6	7	8	9	10	11	12	13	14	15	16	17	18	19	20	21	22	23	24	25	26	27	28	29	30	31	M	T	W	T	F	S	S	1	2	3	4	5	6	7	8	9	10	11	12	13	14	15	16	17	18	19	20	21	22	23	24	25	26	27	28	29	30	31	M	T	W	T	F	S	S	1	2	3	4	5	6	7	8	9	10	11	12	13	14	15	16	17	18	19	20	21	22	23	24	25	26	27	28	29	30	31	M	T	W	T	F	S	S	1	2	3	4	5	6	7	8	9	10	11	12	13	14	15	16	17	18	19	20	21	22	23	24	25	26	27	28	29	30	31
4	5	6	7	8	9	10	11	12	13	14	15	16	17	18	19	20	21	22	23	24	25	26	27	28	29	30	31	2	3	4	5	6	7	8	9	10	11	12	13	14	15	16	17	18	19	20	21	22	23	24	25	26	27	28	29	30	31	6	7	8	9	10	11	12	13	14	15	16	17	18	19	20	21	22	23	24	25	26	27	28	29	30	31	4	5	6	7	8	9	10	11	12	13	14	15	16	17	18	19	20	21	22	23	24	25	26	27	28	29	30	31																																								
11	12	13	14	15	16	17	18	19	20	21	22	23	24	25	26	27	28	29	30	31	9	10	11	12	13	14	15	16	17	18	19	20	21	22	23	24	25	26	27	28	29	30	31	13	14	15	16	17	18	19	20	21	22	23	24	25	26	27	28	29	30	31	11	12	13	14	15	16	17	18	19	20	21	22	23	24	25	26	27	28	29	30	31																																																																				
18	19	20	21	22	23	24	25	26	27	28	29	30	31	16	17	18	19	20	21	22	23	24	25	26	27	28	29	30	31	20	21	22	23	24	25	26	27	28	29	30	31	18	19	20	21	22	23	24	25	26	27	28	29	30	31																																																																																																
25	26	27	28	29	30	31	23	24	25	26	27	28	29	30	31	27	28	29	30	31	25	26	27	28	29	30	31																																																																																																																												

C Work in a group. Ask people in your group about their birthday.

What month is your birthday?

My birthday is in January.

The Real World

Seasons

Iguazu Falls, Argentina, in spring



spring



summer



fall

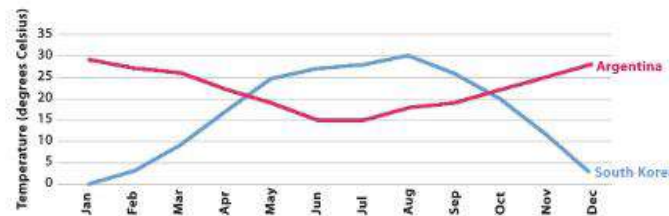


winter

A 20 Listen. Complete the chart with the seasons.

Countries	March to May	June to August	September to November	December to February
South Korea	spring			winter
Argentina	fall		spring	

B Work with a partner. Look at the chart. Talk about the seasons in the two countries.

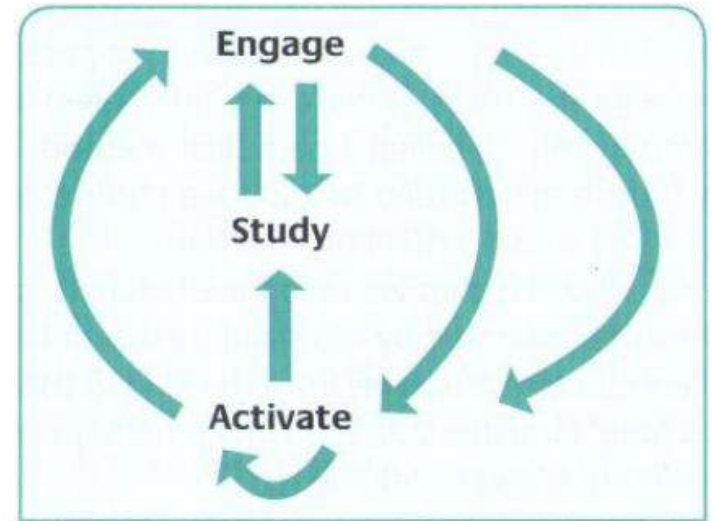
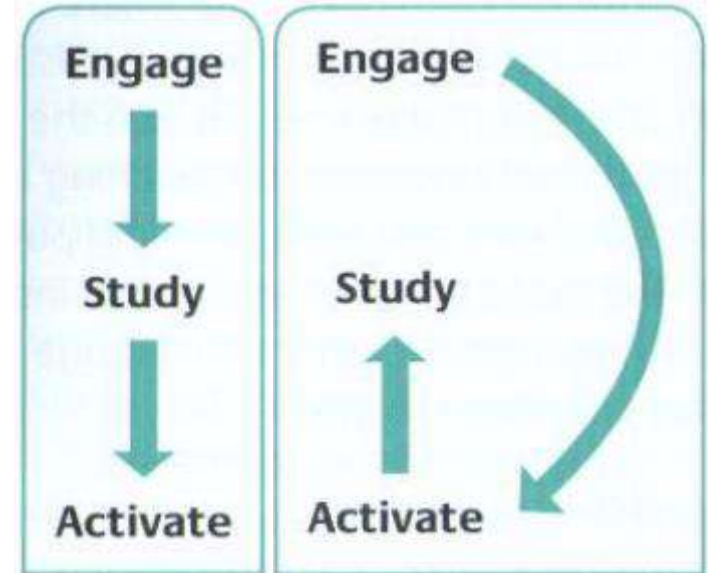


In December, it's winter in South Korea. It's three degrees.

Popular lesson sequences plans

2. ESA

- Engage students with what's going on.
- Study the learning element and how it is constructed.
- Activate and encourage students to use all or any any of the language they know.



Reading

- A** Look at the title and the photo. What do you think the article is about?
- a concert
 - a famous musician
 - a special musical instrument
- B** Talk with a partner. What do you think the title means?
- C** Talk with a partner. Do you play any musical instruments? What musical instruments do you want to learn to play?

THE FEEL of MUSIC

1-48

One of the world's most famous musicians "hears" through her feet. Evelyn Glennie is profoundly deaf—she has very serious hearing loss. She plays music by feeling the movement that sounds make.

As a child, Glennie learned to play musical instruments such as the harmonica and the clarinet. She was also a good piano student. But when she was eight, she started to have hearing problems. That did not stop Glennie's love for music. She found another way of playing music. She realized that she could "hear" notes in her feet and body.

At age 12, after she saw a friend play the drums, Glennie decided to take drum lessons. She studied at England's well-known Royal Academy of Music at 16. She graduated in three years. At 23, she won her first Grammy. She is the first person in musical history to have a career as a solo percussionist. Glennie now plays more than 100 concerts a year. She practices and performs with no shoes on.

Glennie performs with world-famous musicians like the Kodo Japanese drummers, Björk, and orchestras in the United States and Europe. She is also a keen collector of percussion instruments and owns more than 1,800 drums and other instruments.



CN


Evelyn Glennie performing at a classical concert in Scotland

Teaching Language Skills


Listening and Reading

- After the **lead-in**
- Listen or read for **comprehension**
- Listen or read for **production**
- Wrap-up


3 LISTENING

A  **Pronunciation: Stress in multi-syllable words.** Practice saying the words aloud. Then listen and repeat. CD 1 Track 24

1. Noun: **rain** 2. Adjective: **rainy** 3. Verb: **raining**


B  **Pronunciation: Stress in multi-syllable words.** Read and listen to the sentences. Underline the stressed syllable in each bolded word. CD 1 Track 25


1. It's **chilly** this morning. 3. What's the **temperature** outside?
2. It's too **windy** for a picnic. 4. Are you on **vacation**?

C  **Listen for details.** */səm fɔːrd/* Sam Ford is a weather reporter. He's interviewing Sofia. Where is Sofia, and what is she doing? Listen and circle the correct answers. CD 1 Track 26


1. Sofia is in the **city center** / **the park** right now.
2. There are about **2,000** / **20,000** people.
3. Sofia is from **Mexico** / **Brazil**.
4. It's **11:45** / **11:55 PM** on New Year's Eve.
5. She's running a race of **3.1** / **5** kilometers.

Listening Strategy
Listen for Details
Listen carefully for specific information to complete the sentences.

D  **Listen.** How is the weather right now? Circle your answers and write in the temperature. CD 1 Track 27




Current temperature: ___ degrees F / ___ degrees C.

E  Discuss the questions with a partner.

1. How's the weather in your city during the winter?
2. Do you ever exercise outside in the winter? How about in the summer? What weather do you like to exercise in?
3. Are there special runs in your city? When are they?

In my city, it's very cold in the winter.

Would you exercise in this weather?



52 UNIT 4 • Vacation

Teaching Language Skills

Reading and Writing

- After the **lead-in o presentation**
- Do **language reproduction** activities
- After students feel more confident move on to **language production**
- **Wrap-up**

4 SPEAKING

A Listen to the conversation. Then practice it with two partners. CD 1 Track 21

SUN: Oh, no...
PAULA: What's wrong, Sun?
SUN: My wallet. Where's my wallet?
PAULA: Is it in your pocket?
SUN: Um... no.
PAULA: What about your backpack?
SUN: No, it's not. I can't find it anywhere!
MAN: Hmm... what's this? Excuse me, miss?
SUN: Yes?
MAN: Is this your wallet?
SUN: Yes, it is! Thank you very much!
MAN: You're welcome.



B Practice the conversation again. Take a different role. Replace the underlined word in A to ask about the items below.



key



student ID



bus pass

SPEAKING STRATEGY

C Imagine you lost one of the important items below. Create a short dialog. Thank and reply to each other formally.

D Repeat the dialog in C. This time, thank and reply to each other informally.

Useful Expressions		
Giving and replying to thanks		
Saying Thank you		Replies
Thank you very much.	formal	You're welcome.
Thank you.	↕	My pleasure.
Thanks a lot.		Sure, no problem.
Thanks.	informal	You bet.



a credit card



a cell phone



a notebook



a laptop

Teaching Language Systems

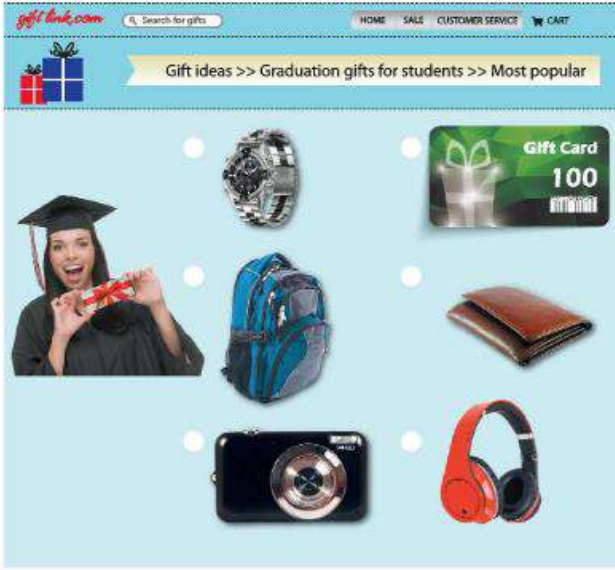
Pronunciation, Vocabulary, Grammar

- After the **presentation**
- Do **controlled or mechanical practice** activities
- After that proceed with **guided or semi-controlled practice** activities.
- End this section with **freer or communicative** activities.
- Wrap-up

2 VOCABULARY

A Match each item in the list with an item on the website. Write the numbers on the website.

1. a **backpack**
2. a **camera**
3. a **gift card**
4. **headphones**
5. a **wallet**
6. an **expensive watch**



B Look at the gifts. With a partner, ask and answer a question about each one.

What's this?
A watch.

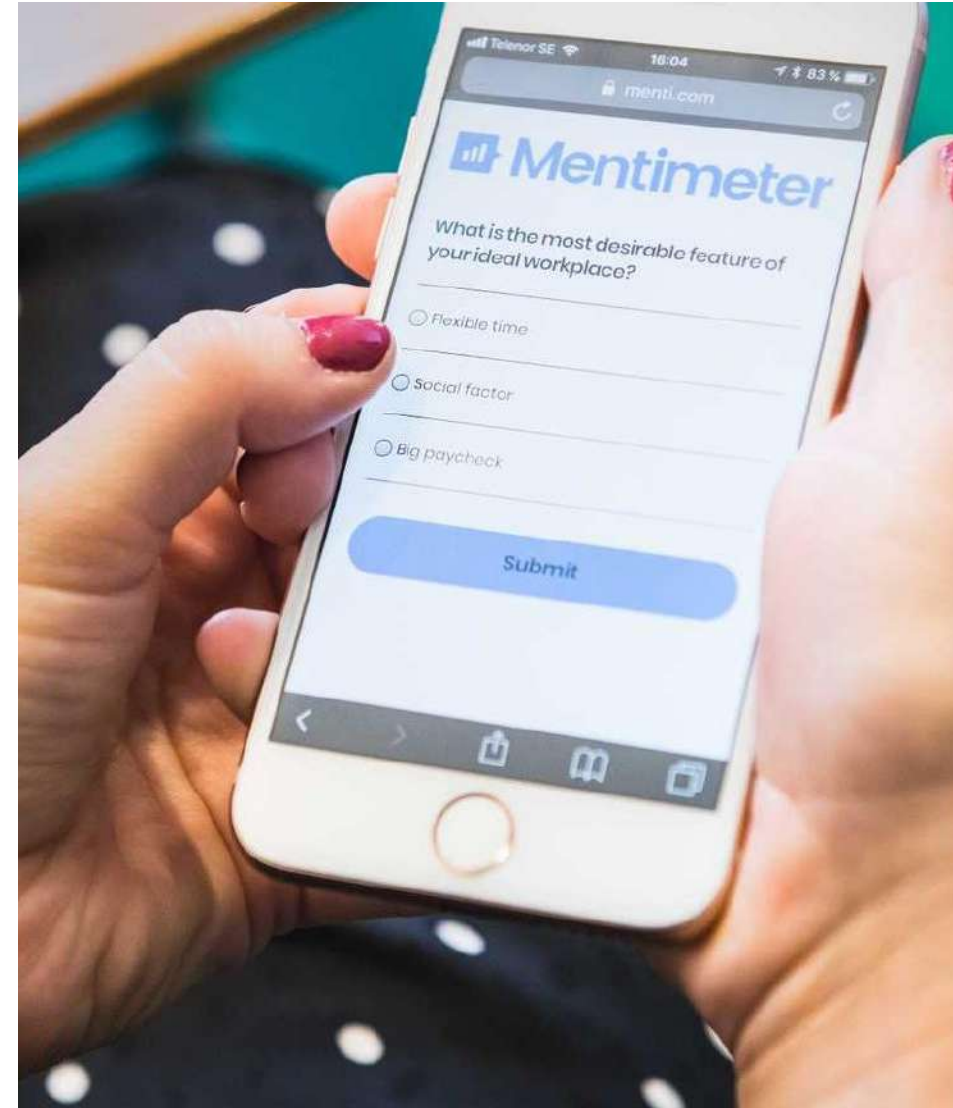
C Answer these questions with a partner.

1. What items in **A** do you have? I have a wallet.
2. What is the best gift for a student? The best gift for a student is a _____.
3. Which of these gifts is your favorite? My favorite gift is a _____.

LESSON A Gifts 33

Back to technology

1. Go to www.menti.com.
2. Use the code.
3. Ask the presenter a question:
_____?
4. If you want to write your name, put it in parenthesis.





Thank You

César Pablo